

# AHK Indonesien

Updates on the Indonesian export market

Olivia Nathalie Noor | Head of Market Entry - Business Development | February 2024





# Stimulus for Indonesian economic growth

Cities in Indonesia with more than 1 million inhabitants

- GDP 5,05% (2023) | GDP 5,2% (2024)\* ●
- 278 million inhabitants ●
- 69.25% - productive age category ●
- 74% internet user ●
- 88% e-commerce user ●
- Increase of start-up companies (~2.482 in 2023) ●

\*Forecast



Source: Central Statistics Agency of Indonesia; Bank Indonesia 2023

# Classic top 10 export products from Indonesia

## Export goods

## Destination

1. Prawns

Japan, Hong Kong, USA, China, South Korea, UK

2. Coffee

Egypt, Spain, Brazil, Italy, Turkey, Iran

3. Palm oil

EU, India, Pakistan, Africa

4. Cocoa

Malaysia, Thailand, Taiwan, Germany, Russia, Belgium, China

5. Textiles and textile material products

USA, Japan, EU

6. Shoes

USA, Belgium, Great Britain, Italy, Mexico, Panama

7. Electronics

USA, Taiwan, South Korea, Japan, Singapore, EU

8. Automotive parts

USA, UK, Germany, China, Pakistan

9. Furniture

Denmark, Canada, Sweden, Australia, South Africa, Italy

10. Herbal medicines

Australia, Taiwan, Singapore, India, Hong Kong, Japan, Malaysia

# Top 5 Industrial Sector Investment 2023

---

## Top 5 Industrial Sector Investments Jan-Sep 2023




Basic Metals Industry




Food industry



Chemical Industry and Chemical Products



Paper and Paper Goods Industry



Motor Vehicle, Trailer and Semi Trailer Industry

# Indonesia's top 5 export commodities in 2023

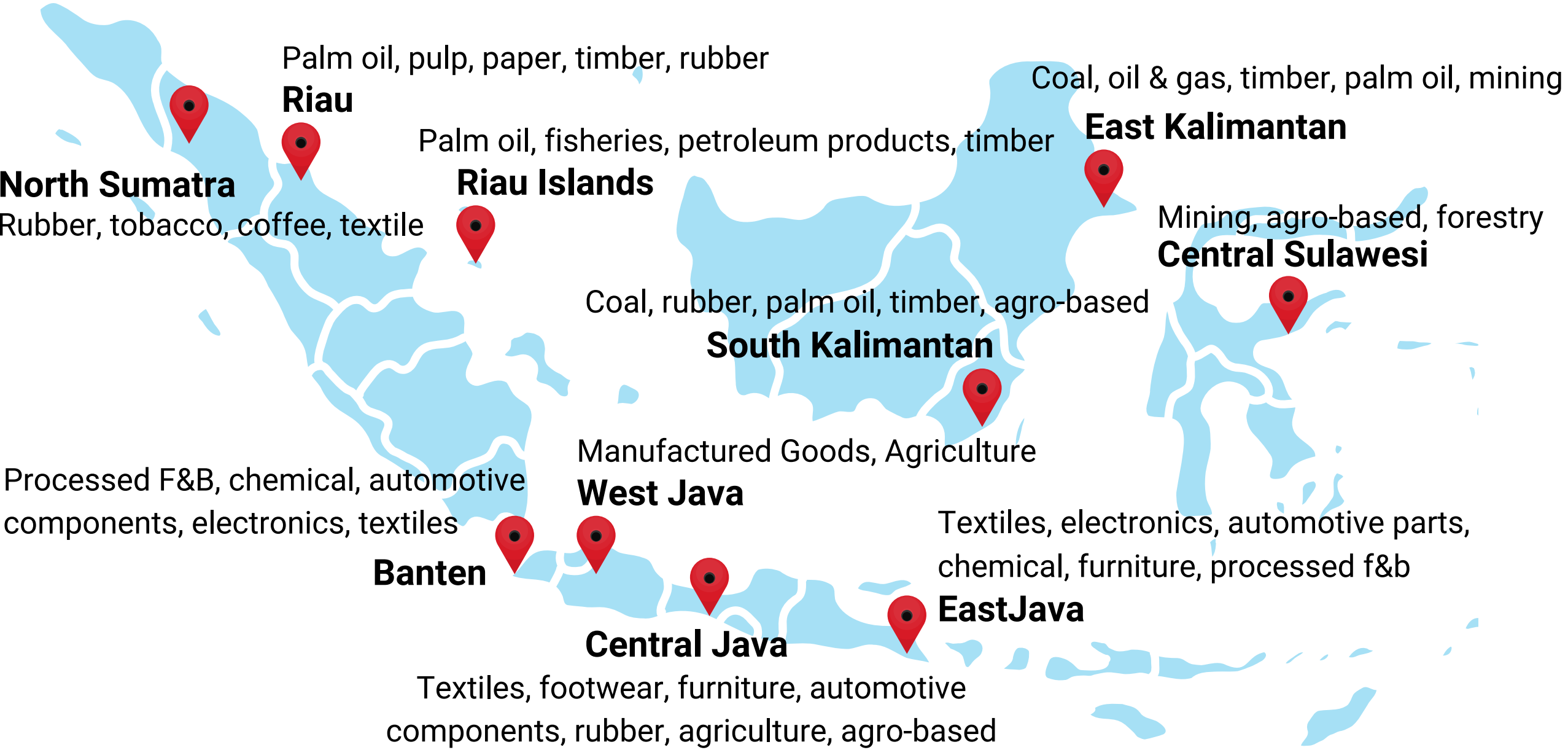
- **1# Mineral fuels (22,99% )** China, India, Japan
- **2# Vegetable fat oils (10,90% )** China, India, Pakistan
- **3# Iron and steels (10,32% )** China, Taiwan, India
- **4# Electrical machinery and equipment (5,54% )** USA, Singapore, Japan
- **5# Vehicles and spare parts (4,31% )** Philippines, Thailand, Saudi Arabia

Jan - Dec 2023



Yoy: 8,55% Export Volume

# Provinces with the largest export value in 2023



- West Java (14.15%)** ●
- East Kalimantan (10.79%)** ●
- East Java (8.66%)** ●
- Central Sulawesi (7.49%)** ●
- Riau (7.32%)** ●
- Riau Islands (6.86%)** ●
- South Kalimantan (5.12%)** ●
- Banten (4.69%)** ●
- North Sumatra (3.96%)** ●
- Central Java (3.95%)** ●



# Products exported to Germany via the AHK Indonesien Business Partner Search Project

- Blouse made of artificial fibers
- Parquet flooring and bangkirai wood decking
- Processed food and beverages
- Wigs
- Valves
- Rubber lab equipment
- Leather goods
- Furnitures

and many more

*Exporters are exempt from export tariffs, VAT, and luxury product taxes on materials and intermediary products used to make exports.*



# The top sectors of AHK Indonesia

---

1. Machinery
2. Construction
3. Chemicals
4. Medical & Pharmaceuticals
5. Waste & Water Management
6. Electronics/Mechanical Engineering
7. Renewable Energies
8. Steel
9. Cosmetics
10. Environmental Technologies and Services
11. Hydropower
12. Mining






German-Indonesian  
Chamber of Industry and Commerce

# AHK Indonesien

---

**Olivia Nathalie Noor**

Head of Market Entry - Business Development  
Representative of Munich & Nuremberg Toy Fair

 [olivia.noor@ekonid.id](mailto:olivia.noor@ekonid.id)



<https://indonesien.ahk.de/>



EKONID (AHK Indonesien)



[ekonid.ahkindonesien](https://www.instagram.com/ekonid.ahkindonesien)